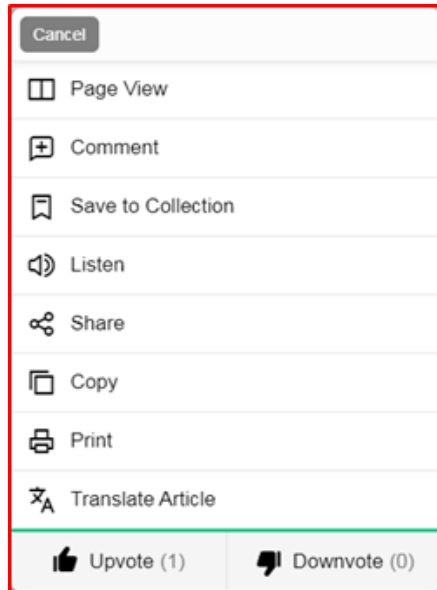


Right click the article text to see a number of useful options. From here you can share the article, listen to the audio, translate it into another language or simply print out the text.



For help with eLibrary products please contact:
library.digital.support@westsussex.gov.uk

This guide has been produced by West Sussex County Council
Library Service © 2020.



09.20

Help With...

eNewspapers on library computers


This guide will show you how to access eNewspapers on a library computer. eNewspapers are brought to you free of charge through PressReader, a premium digital news provider to which West Sussex Library Service subscribes.

PressReader gives you access to a huge range of newspapers and magazines from around the world. As well as being able to share articles, you can also listen to them or have them translated into over a dozen languages.

On a library computer, log into **eNewspapers** by clicking the **News and Weather** tile, followed by the **eNewspapers** tile.



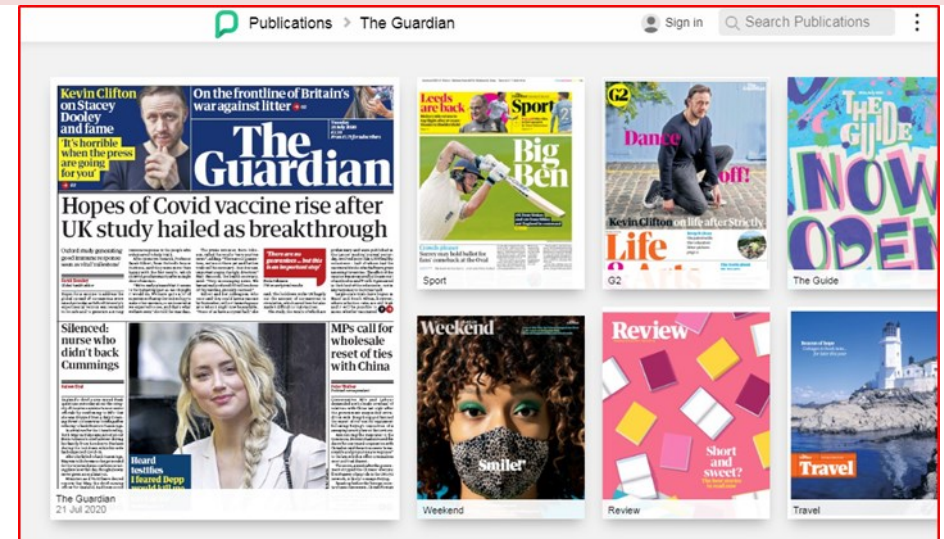
The opening screen includes the window shown below To begin browsing click **Select Publication** (circled).



On the next screen select **Newspapers**. You will then see the screen below. Scroll right to browse and when you have found the title that you wish to read click on the thumbnail to select.



Next, click on the section of the newspaper that you wish to read (ie main paper, Sport, Weekend, etc)



Double-click on an article to zoom in and start reading. Click once on the **article title** to open in text view (shown below). You may need to scroll right to access the rest of the text. You can navigate to other parts of the paper using the page links at the foot of the page (circled).

