

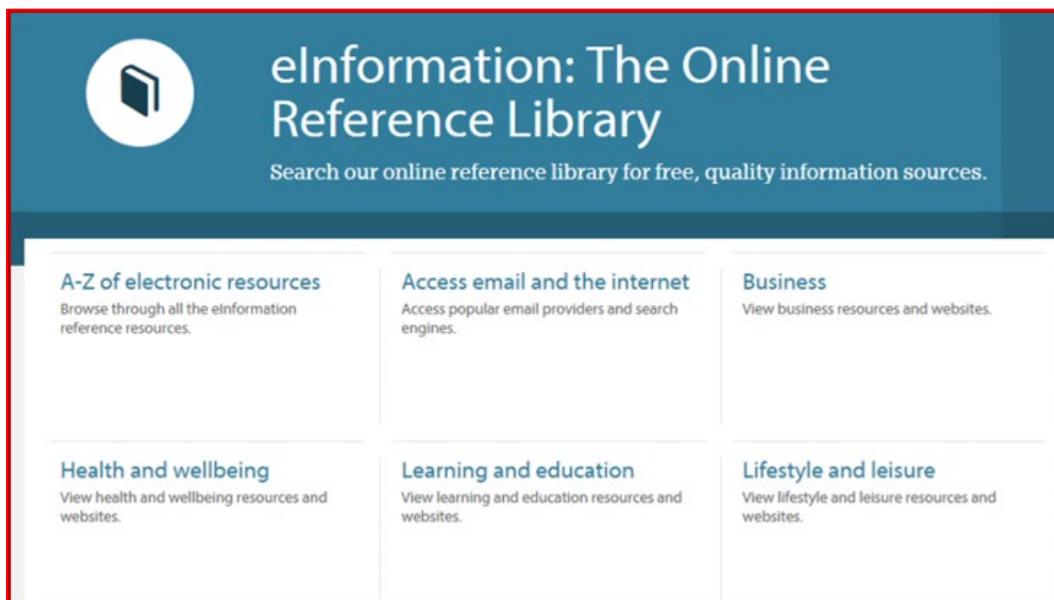
Help with Kompass EasyBusiness

Kompass EasyBusiness contains information on over 43 million companies across 71 countries worldwide.

You can search **Kompass EasyBusiness** in any West Sussex Library and view the reports online on West Sussex Library PCs.

How to use Kompass EasyBusiness in libraries.

Go to [eInformation: Online Reference Library](#) and click on the **A-Z of electronic resources**.



Scroll down and click on **Kompass EasyBusiness**.

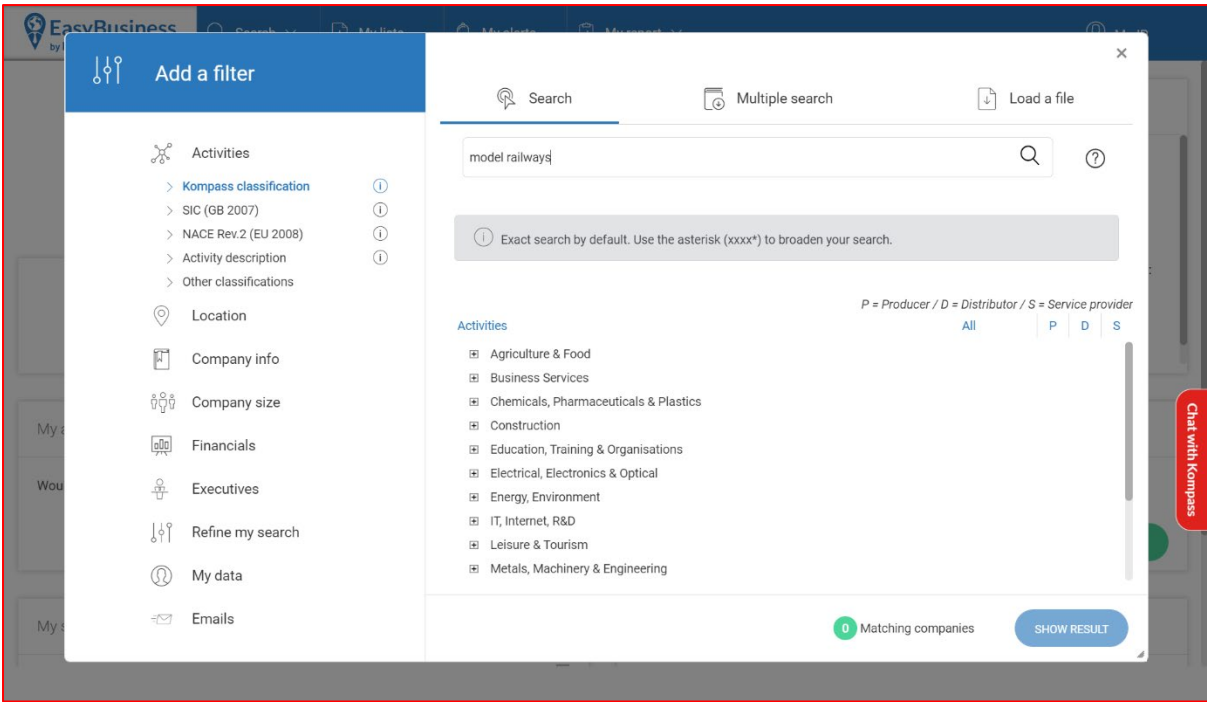
K

**[Kompas EasyBusiness](#) - Contains information on over 43 million companies across 71 countries worldwide. You can use it to contact other businesses (B2B). For downloaded lists of companies in spreadsheet format, contact our [Ask a Librarian service](#) with details of the search you require.

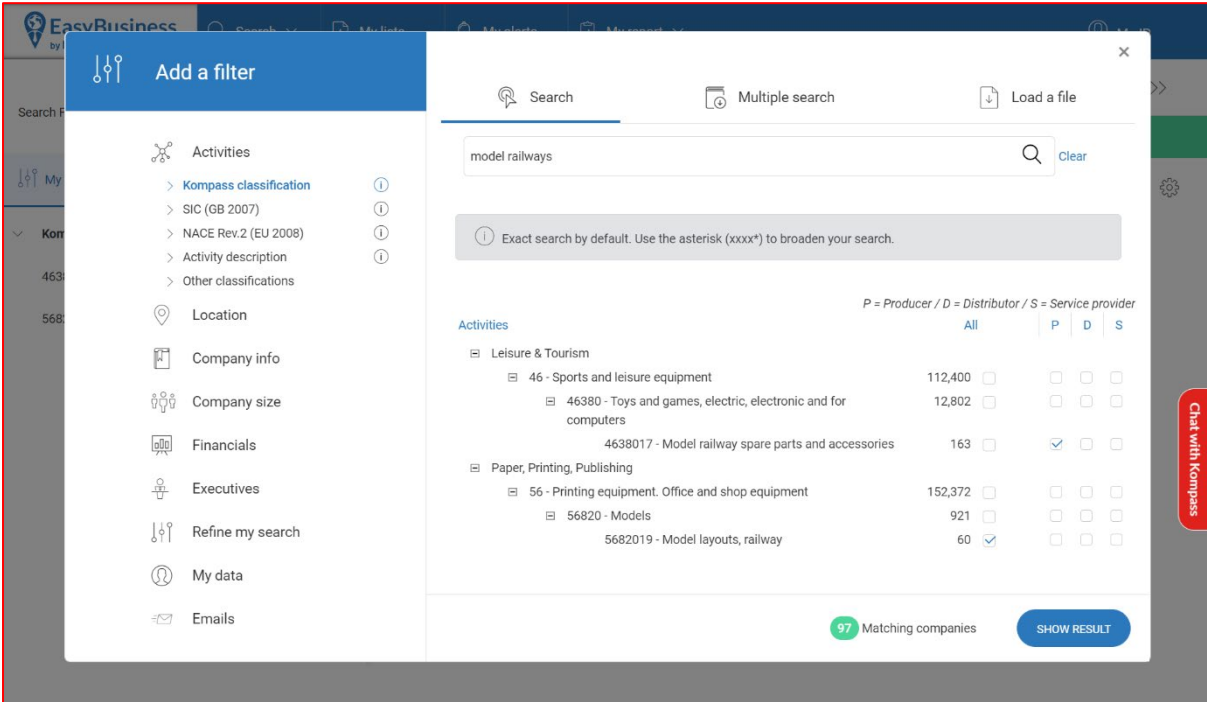
The Kompas EasyBusiness homepage will be displayed. You can then search for a specific business, or manufacturer by clicking on **New Search**.

The screenshot shows the EasyBusiness homepage. At the top, there is a blue navigation bar with the logo 'EasyBusiness by KOMPASS', a search dropdown, and user account options like 'My lists', 'My alerts', 'My report', and 'Mr. IP'. Below the navigation bar, the main content area is white. It starts with a welcome message: 'Hi Kompas IP, welcome to EasyBusiness'. Below this, it says 'You have now access to 44,341,106 companies in 70 countries' and features a prominent blue 'NEW SEARCH' button. To the left, there is a '0 Credits' section with a green 'BUY CREDITS' button. To the right, there is an 'EASYBUSINESS Sales Accelerator' section with a 'MORE INFO' link. Further down, there is a 'My alerts' section with a message: 'Would like to follow up your favourite companies? Create a target list and activate the smart alerts in the "My list" page. You will receive the latest alerts by email every week too.' and a green 'SEE MORE ALERTS' button. At the bottom, there are sections for 'My searches' and 'My lists'. On the right side of the page, there is a vertical red button labeled 'Chat with Kompas'. A 'EasyBusiness breaking news' section is also visible on the right, containing several news items.

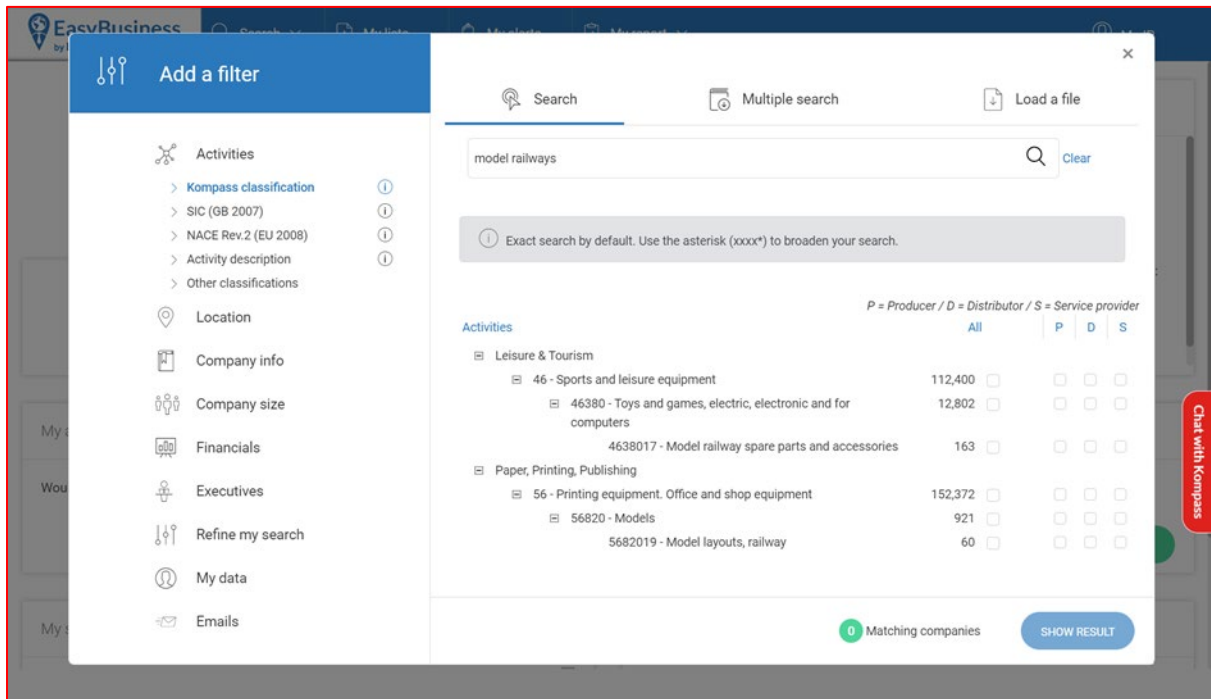
The search screen will appear. Type keywords into the **search box** at the top of the screen and then click the magnifying glass icon.



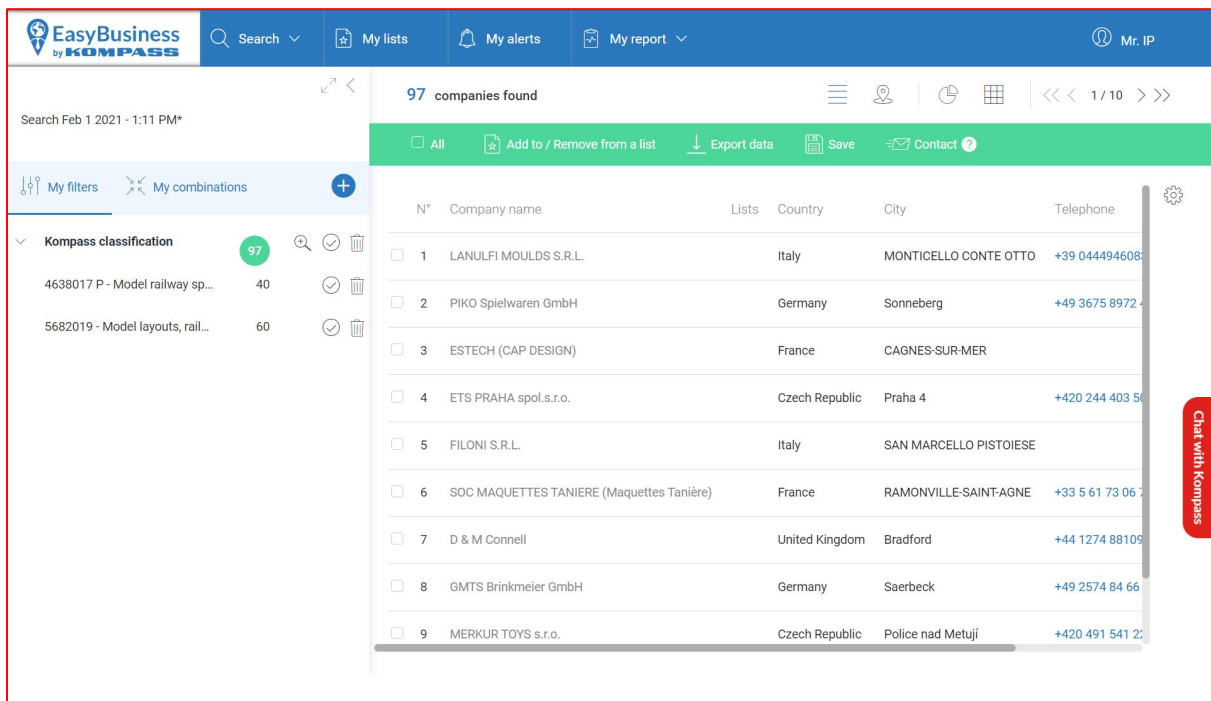
Search results will be displayed by industry type and the number of businesses in each sector. You can narrow the number down by selecting individual sectors or industry producers, distributors, or service providers for that product (shown on the right-hand side of the screen).



You can also narrow your search by adding or removing the filters shown on the left-hand side of the search screen. Click on **Show Results** (bottom right) to view the companies. Lists are displayed in groups of ten companies.



Click on the page turn option at the top right of the webpage to move backwards or forwards in the list.



If you click on a company name you can view the full details for a specific company. Individual company contact details can be downloaded by clicking on the blue download tab on the right-hand side of the company name.

The screenshot displays the EasyBusiness by KOMPASS interface. At the top, there is a navigation bar with 'Search', 'My lists', 'My alerts', and 'My report' options, along with a user profile 'Mr. IP'. Below this, a search bar shows 'Search Feb 1 2021 - 1:11 PM*' and 'Back to search'. A sidebar on the left contains 'My filters' and 'My combinations' sections. The main content area shows search results for 'PIKO Spielwaren GmbH' with contact details: Phone: +49 3675 8972 42, Fax: +49 3675 8972 50, Email: webshop@piko.de, and Website: http://www.piko-shop.de. A 'List' button (green) and a 'Download' button (blue) are visible next to the company name. The page also includes sections for 'CONTACT', 'ACTIVITY DESCRIPTION', and 'GENERAL INFORMATION'.

How to obtain a list or spreadsheet of multiple companies from Kompass EasyBusiness

Unfortunately, licence restrictions mean that library users cannot download a list of multiple company search results from Kompass EasyBusiness in West Sussex Libraries.

If you would like a list of Kompass EasyBusiness search results in pdf or spreadsheet format, please contact the West Sussex Library Service [Ask a Librarian service](#) with the search details or company types you require.

Other ways we can help you find the information that you need:

[Ask a Librarian](#)

[Local Clubs and Societies](#)

[Family History](#)

[Local History](#)

[Business](#)

[Homework and Research](#)

This guide has been produced by West Sussex County Council Library Service © 2021.