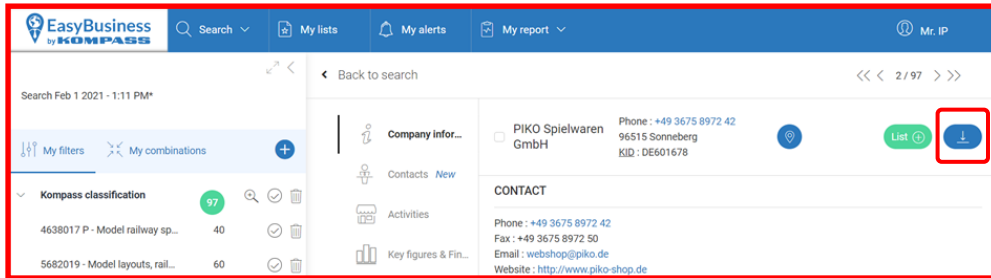


8. If you click on a company name you can view the full details for a specific company. Individual company contact details can be downloaded by clicking on the blue download tab on the right of the company name.



9. Licence restrictions mean that library users cannot download multiple company search results from Kompass EasyBusiness. If you would like a list of search results in pdf or spreadsheet format, please contact the West Sussex Library Service **Ask a Librarian service** with the search details or company types you require.

Other ways we can help you find the information you need.

- Ask A Librarian [www.westsussex.gov.uk/askalibrarian](http://www.westsussex.gov.uk/askalibrarian)
- Local Clubs & Societies [www.westsussex.gov.uk/localclubs](http://www.westsussex.gov.uk/localclubs)
- Family History [www.westsussex.gov.uk/familyhistory](http://www.westsussex.gov.uk/familyhistory)

This guide has been produced by West Sussex County Council  
Library Service © 2021



Help With...

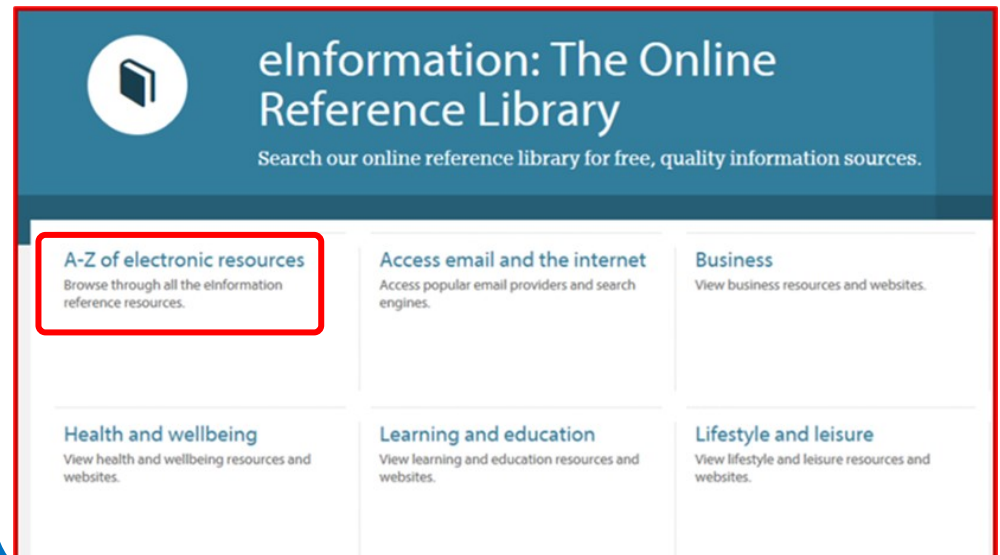


Kompass EasyBusiness contains information on over 43 million companies across 71 countries worldwide.

You can search Kompass EasyBusiness in any West Sussex Library and view the reports online on West Sussex Library PCs.

## How to use Kompass EasyBusiness in libraries


1. Go to **eInformation: Online Reference Library** and click on the **A-Z of electronic resources**.



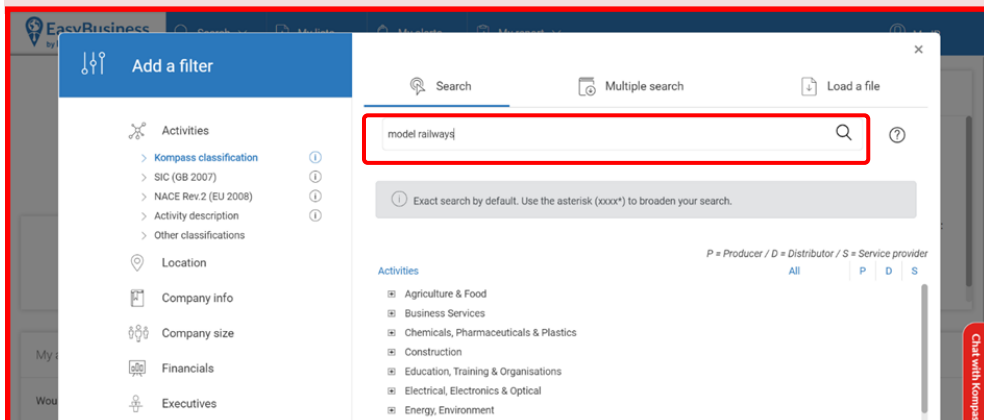
## 2. Scroll down and click on **Kompass EasyBusiness**.

\*\*[Kompass EasyBusiness](#) - Contains information on over 43 million companies across 71 countries worldwide. You can use it to contact other businesses (B2B). For downloaded lists of companies in spreadsheet format, contact our [Ask a Librarian service](#) with details of the search you require.

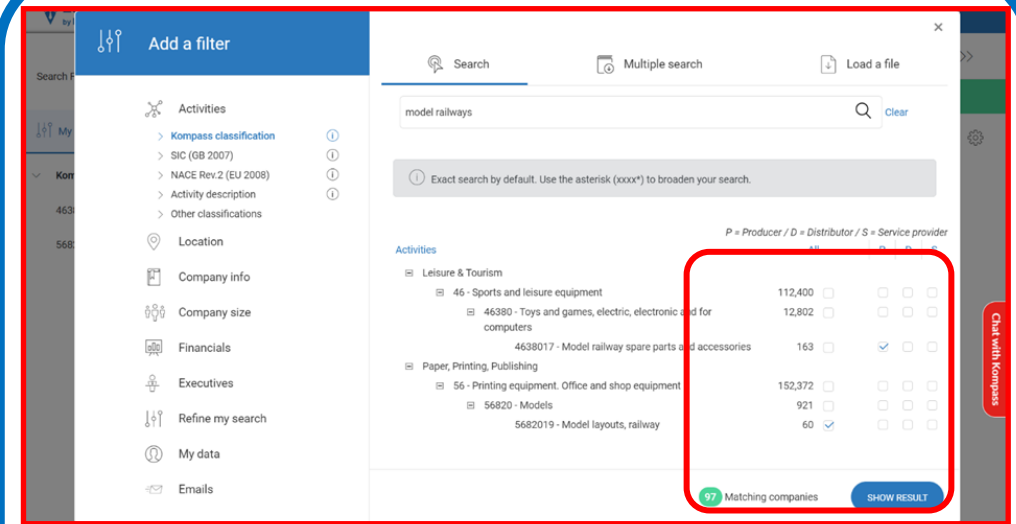
## 3. The **Kompass EasyBusiness** homepage will display. You can then search for a specific business, or manufacturer by clicking **New Search**.



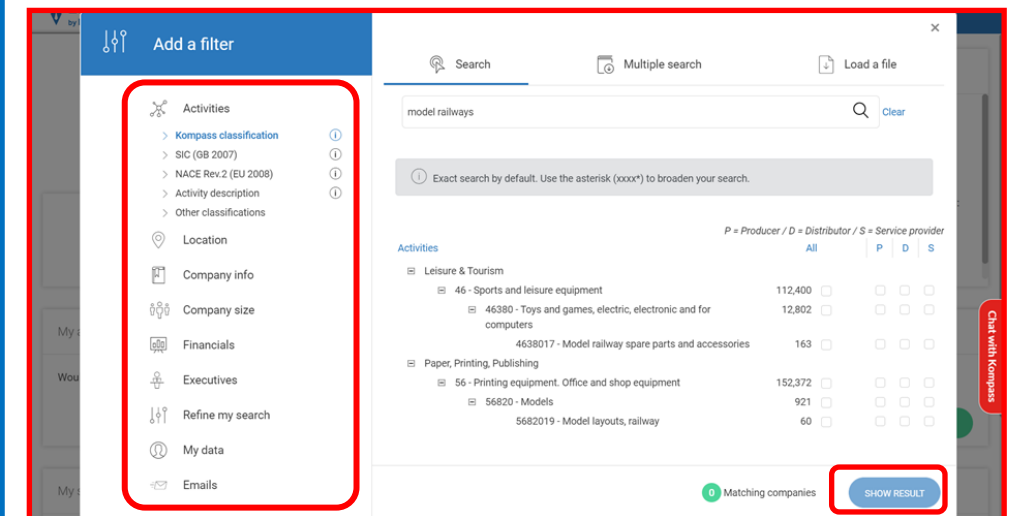
## 4. The search screen will appear. Type keywords into the **search box** at the top of the screen and then click the magnifying glass icon.



5. Search results will be displayed by industry type and the number of businesses in each sector. You can narrow the number down by selecting individual sectors or industry producers, distributors, or service providers for that product (shown on the right-hand side of the screen).



6. You can also narrow your search by adding or removing the filters shown on the left-hand side of the search screen. Click on **Show Results** (bottom right) to view the companies. Lists are displayed in groups of ten companies.



7. Click on the page turn option at the top right of the webpage to move backwards or forwards in the list.