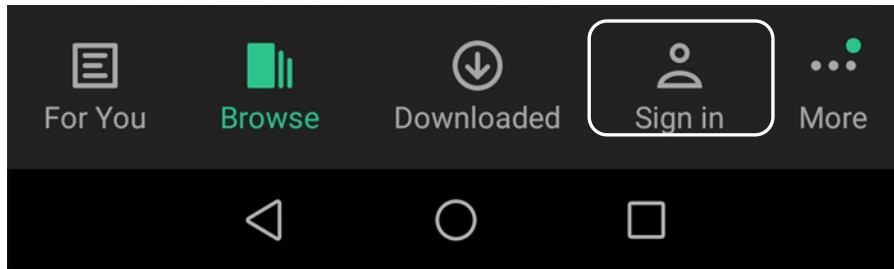


Tap on the **User** icon, then scroll to the bottom of the screen, where you will find the option to **Sign Out**. Tap this and then on **Yes**.

After signing out, sign back in again by selecting **Sign in** and then continue as previously from **Page 2** of this guide. You will then have access for another thirty days.



Please note

The screenshots in this guide are taken from an Android smart phone. Screen display may vary according to the device used. Also the PressReader app may not function on some older operating systems and devices.

For help with eLibrary products please email :
library.digital.support@westsussex.gov.uk

This guide has been produced by West Sussex County Council
Library Service © 2020.




09.20

Help With...

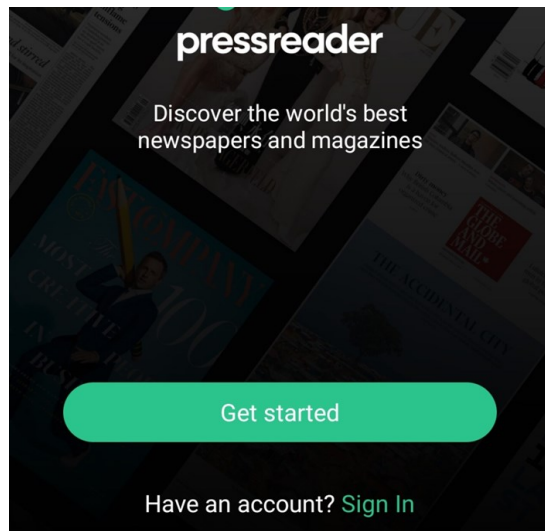
eNewspapers on your tablet or smartphone

This guide will show you how to access eNewspapers on your smart device. eNewspapers are brought to you free of charge via the PressReader app, a premium digital news provider to which West Sussex Library Service subscribes.

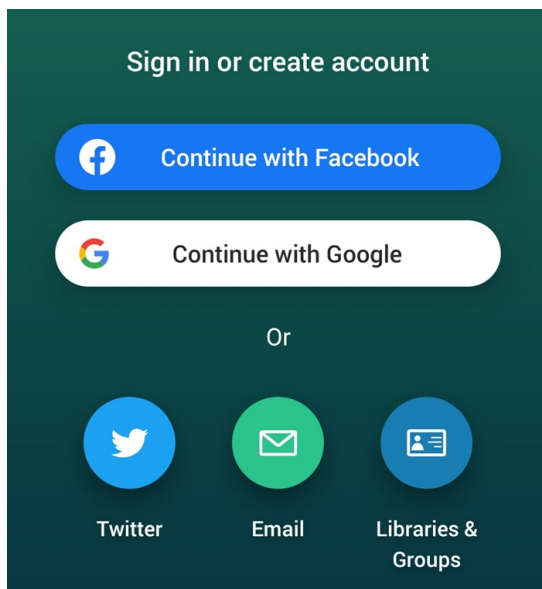
PressReader gives you access to a huge range of newspapers and magazines from around the world. As well as being able to share articles, you can also listen to them or have them translated into over a dozen languages. PressReader is available from your app store. Begin by locating and installing it on your smart device.



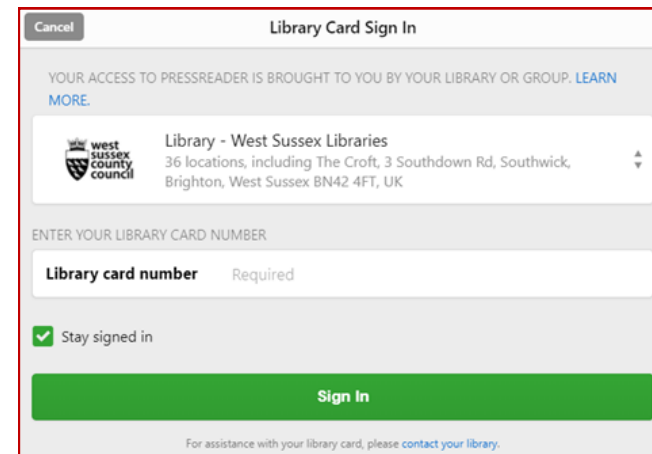
First you will need to create an account. Begin by clicking on the **Get Started** tab.



The next two screens allow you to choose what subjects and/or titles you will be reading. You can skip these if you wish but when you reach the screen shown below you will need to choose **Libraries & Groups**.



Type **West Sussex** in the search box and then select the **West Sussex Libraries** entry that appears. Enter your library card number and then tap **Sign in**.



Now you can either browse or select the newspaper or magazine that you wish to read. You will have complimentary access for thirty days. More information on how to browse and use PressReader can be found in **Help With eNewspapers on Library Computers**.

Reactivating your account

After thirty days, you will need to reactivate your account. To do this, you must sign out and sign back in again. Sign out by selecting the **Accounts** icon. This icon may be under **More**, at the bottom of the screen display.

